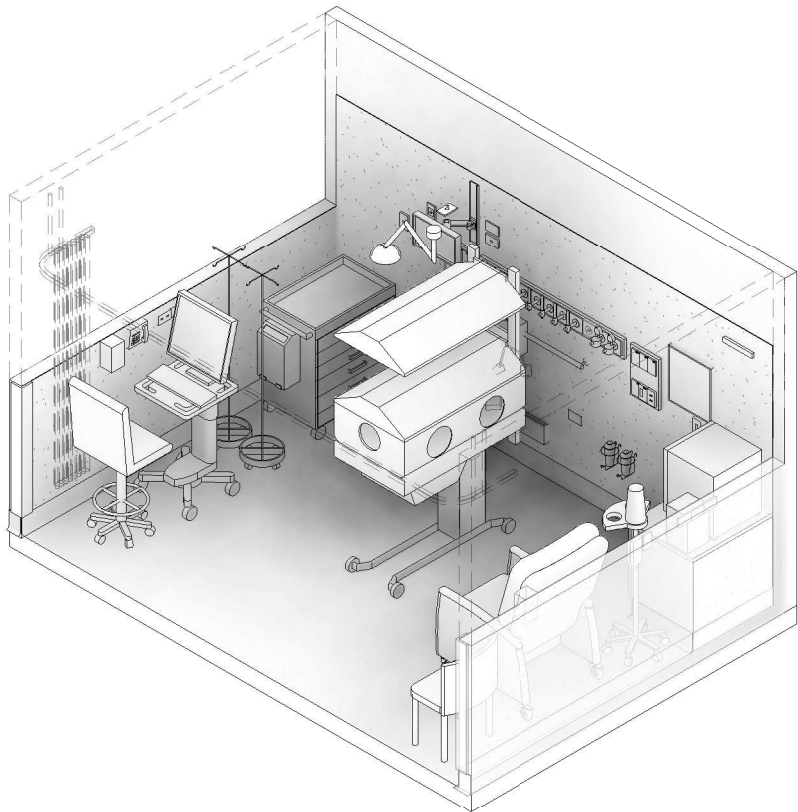


AUSTRALASIAN HFG STANDARD COMPONENTS

Room Layout Sheet

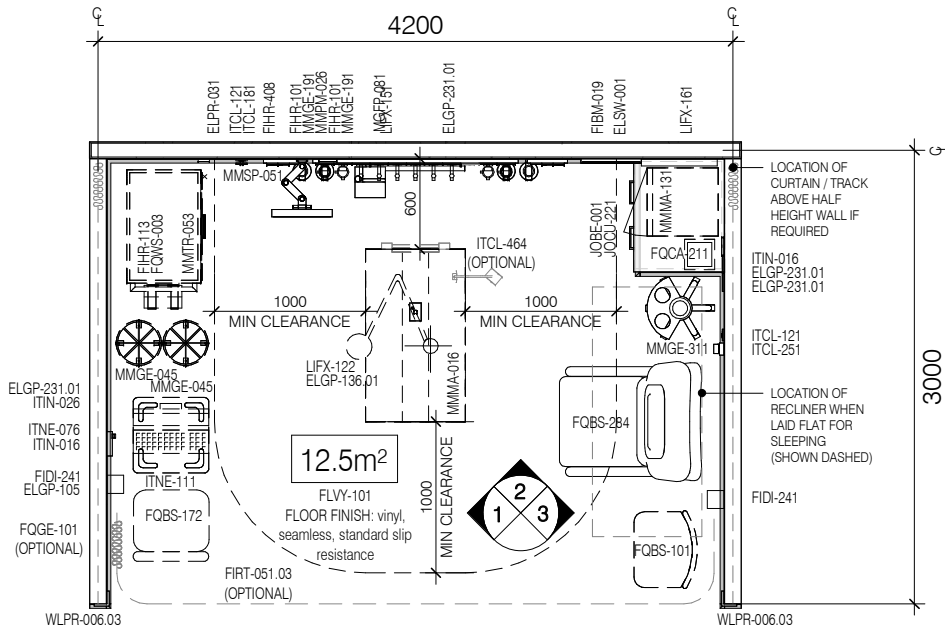
RLS Room Code: PTB-NEO-SC

Room Name: PATIENT BAY - NEONATAL, SPECIAL CARE



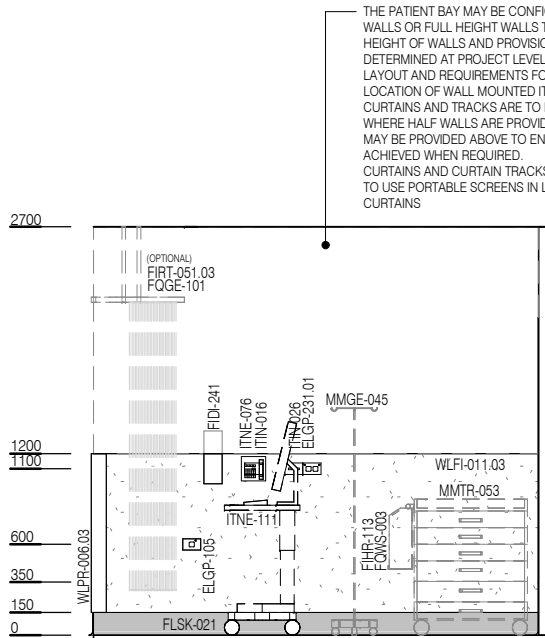
CODE	DESCRIPTION
ELGP-105	GPO: single, wall mounted, cleaner
ELGP-131.01	GPO: single, emergency power, wall mounted, horizontal
ELGP-136.01	GPO: single, emergency power, ceiling mounted, horizontal
ELGP-146	GPO: single, emergency power, on service panel
ELGP-176	GPO: single, UPS, on service panel
ELGP-231.01	GPO: double, emergency power, wall mounted, horizontal
ELPR-031	PANEL: UPS status indicator, wall mounted
ELPR-083	RCD: residual current device, emergency power, on services panel
ELSW-001	SWITCH: light
FIBM-019	WHITEBOARD: fixed, magnetic
FIDI-241	DISPENSER: alcohol-based hand rub, wall mounted
FIHR-101	BRACKET: suction bottle, wall mounted
FIHR-113	BRACKET: sharps bin, trolley mounted
FIHR-408	BRACKET: patient monitor, articulated, wall mounted
FIRT-241	RAIL: equipment, wall mounted, horizontal
FLSK-021	SKIRTING: vinyl, integral with floor vinyl, coved
FLVY-101	FLOOR FINISH: vinyl, seamless, standard slip resistance
FQBS-101	CHAIR: visitor, clinical areas
FQBS-172	CHAIR: office, ergonomic, high
FQBS-284	RECLINER: visitor, clinical areas, lay flat, kangaroo care
FQCA-211	APPLIANCE: bottle warmer, benchtop, domestic
FQWS-003	BIN: sharps, clinical, medium
ITCL-121	BUTTON: patient to staff call, with cancel, wall mounted
ITCL-181	BUTTON: staff assist, with cancel, wall mounted
ITCL-251	HANDSET: patient to staff call
ITCL-464	CAMERA: patient observation, neonatal, crib mounted
ITIN-016	OUTLET: data, single RJ45, wall mounted
ITIN-025	OUTLET: data, double RJ45, on services panel
ITIN-026	OUTLET: data, double RJ45, wall mounted

CODE	DESCRIPTION
ITNE-076	TELEPHONE: handset, wall mounted
ITNE-111	COMPUTER: workstation on wheels (WOW), medical grade, all-in-one computer, keyboard and mouse, on cart
JOBE-001	BENCH: 450D, laminate
JOCU-221	CUPBOARD: under bench, double door
LIFX-122	LIGHT: procedure, minor, articulated, ceiling mounted
LIFX-151	LIGHT: night, wall mounted
LIFX-161	LIGHT: reading, wall mounted
MGAS-022	OUTLET: medical air, on services panel
MGAS-042	OUTLET: oxygen (O2), on services panel
MGAS-062	OUTLET: suction, on services panel
MGFP-021	FLOWMETER: medical air
MGFP-041	FLOWMETER: oxygen
MGFP-061	ADAPTER: suction
MGFP-081	BLENDER: oxygen (O2) and medical air (MA)
MMGE-045	POLE: IV, mobile
MMGE-191	CANNISTER: suction bottle
MMGE-311	DEVICE: pump, breast milk
MMHA-061	DEVICE: ventilator, neonatal
MMMA-016	INCUBATOR: infant, closed cot, humidicrib
MMMA-131	FRIDGE: milk, 15L nominal, single door, benchtop
MMPM-026	MONITOR: patient, high acuity, neonatal
MMSP-051	MEDICAL SERVICES PANEL: wall mounted
MMTR-053	TROLLEY: airway/intubation, 750W x 490D x 900H nom
WLFI-002	WALL FINISH: paint, clinical areas
WLFI-011.03	WALL FINISH: vinyl, to 1200 AFFL
WLFI-011.06	WALL FINISH: vinyl, to 2100 AFFL
WLPR-006.03	WALL PROTECTION: corner guards, to 1200 AFFL

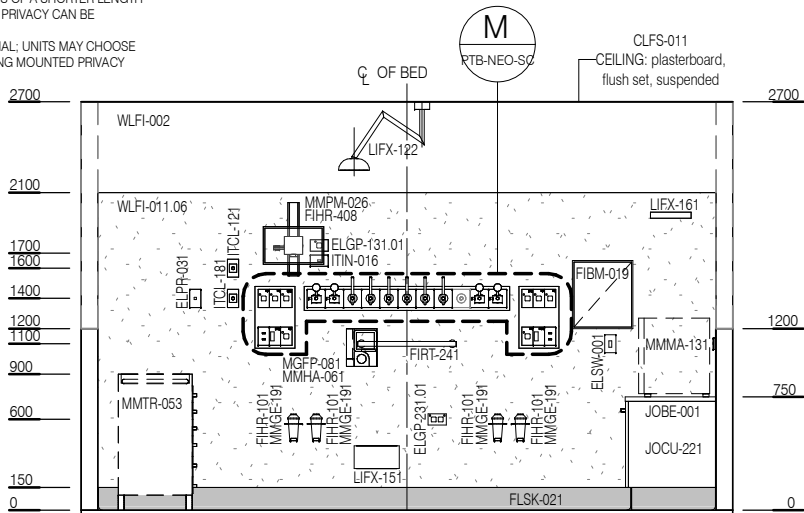


PLAN

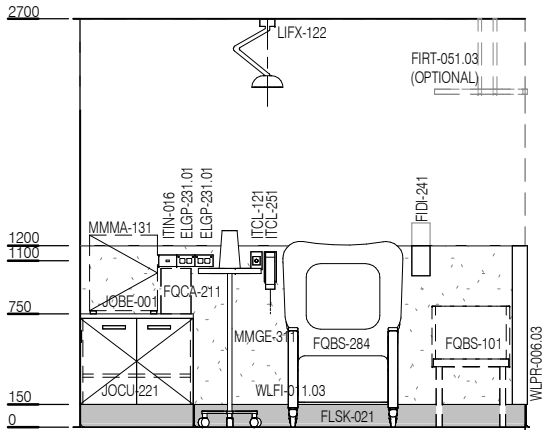
PROVISION OF EXTERNAL WINDOWS FOR NATURAL LIGHT AND EXTERNAL OUTLOOK IS DESIRABLE AND MAY BE PROVIDED TO INDIVIDUAL PATIENT BAYS OR SHARED BY A GROUP/POD OF BAYS. OVERALL DEPARTMENT LAYOUT WILL DETERMINE LOCATION OF EXTERNAL WINDOWS.



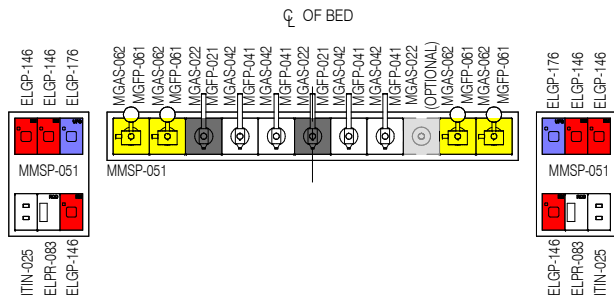
ELEVATION 1



ELEVATION 2



ELEVATION 3



MSP DETAIL ( 1 : 25 @ A3 )