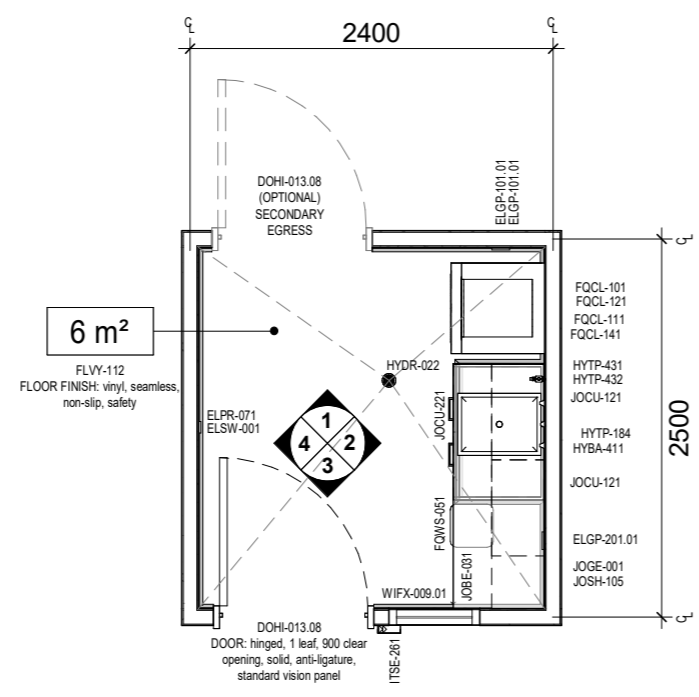


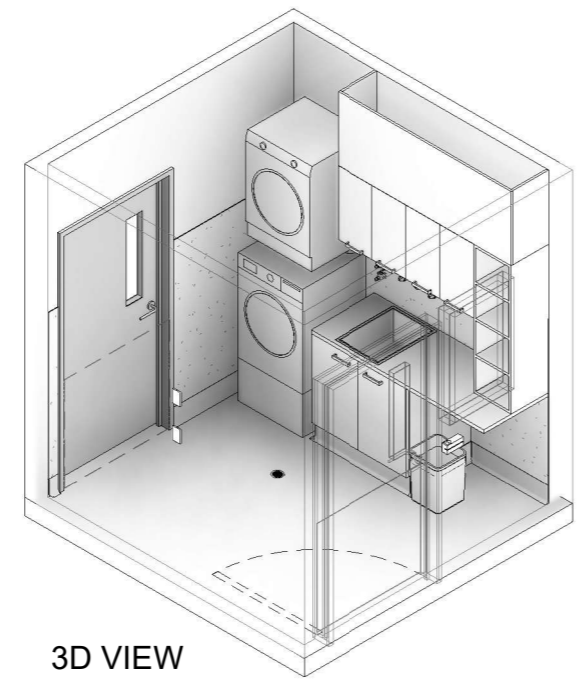


CODE	DESCRIPTION
AFDPR-006.01	DOOR PROTECTION: plate, to 900 AFFL
ELGP-101.01	GPO: single, wall mounted, horizontal
ELGP-201.01	GPO: double, wall mounted, horizontal
ELPR-071	RCD: residual current device, wall mounted
ELSW-001	SWITCH: light
FLSK-022	SKIRTING: vinyl, integral with floor vinyl, coved, tamper proof, anti-ligature
FLVY-112	FLOOR FINISH: vinyl, seamless, non-slip, safety
FQCL-101	WASHING MACHINE: laundry, domestic, front loading
FQCL-111	DRYER: laundry, domestic
FQCL-121	PLINTH: washing machine, domestic
FQCL-141	STACKING KIT: washing machine and dryer, domestic
FQWS-051	BIN: general waste, 20L
HYBA-411	SINK: laundry, single bowl
HYDR-022	DRAIN: floor waste, round, tamper proof, anti-ligature, tamper proof
HYTP-184	TAPWARE: sink, tap set, wall mounted, tamper proof, anti-ligature
HYTP-431	OUTLET: water, cold
HYTP-432	OUTLET: water, hot
ITSE-261	READER: security, access control, proximity card, wall mounted
JOBE-031	BENCH: 600D, laminate
JOCU-121	CUPBOARD: wall mounted, double door
JOCU-221	CUPBOARD: under bench, double door
JOGE-001	BULKHEAD: joinery
JOSH-105	SHELF UNIT: wall mounted, pigeonholes
WIFX-009.01	WINDOW: fixed, internal, single glazed, sill at 1200H
WLF-002	WALL FINISH: paint, clinical areas
WLF-011.04	WALL FINISH: vinyl, to 1500 AFFL

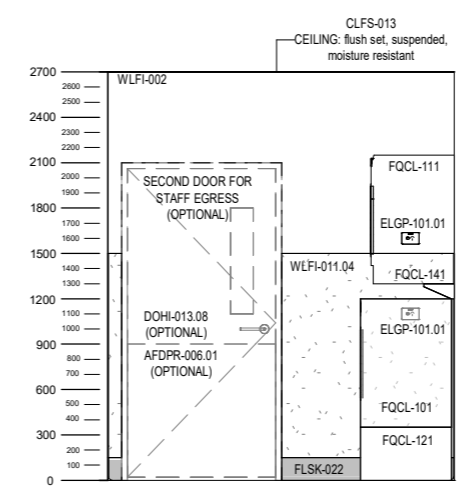
REQUIREMENTS FOR THE SELECTION OF SUITABLE FINISHES, HARDWARE, FIXTURES AND FITTINGS OF THE TYPE MANUFACTURED AND MARKETING AS TAMPER PROOF AND ANTI-LIGATURE. INCLUDING ANY WEIGHT LIMITS FOR COLLAPSING/BREAKING STRAIN FOR FIXTURES, MUST BE CONFIRMED AT PROJECT LEVEL BASED ON LOCAL PATIENT SAFETY POLICIES, LOCAL DESIGN GUIDANCE, RISK ASSESSMENTS AND CONFIRMATION OF OPERATIONAL MODELS. ALL TAMPER PROOF AND ANTI-LIGATURE ITEMS MUST BE INSTALLED IN ACCORDANCE WITH THEIR MANUFACTURER'S INSTRUCTIONS.



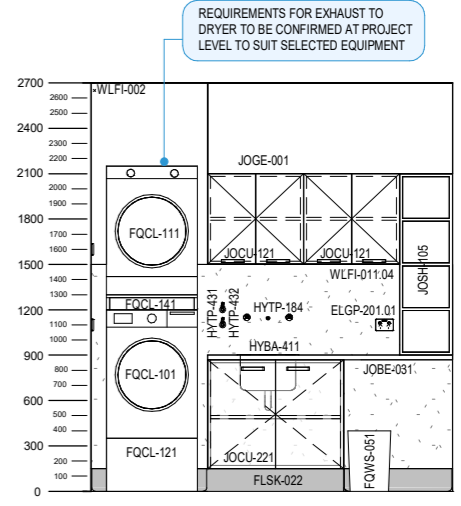
PLAN



3D VIEW



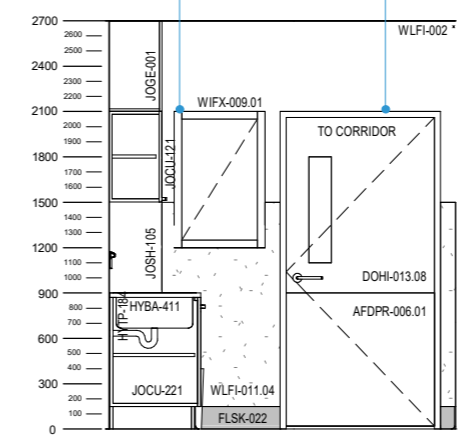
ELEVATION 1



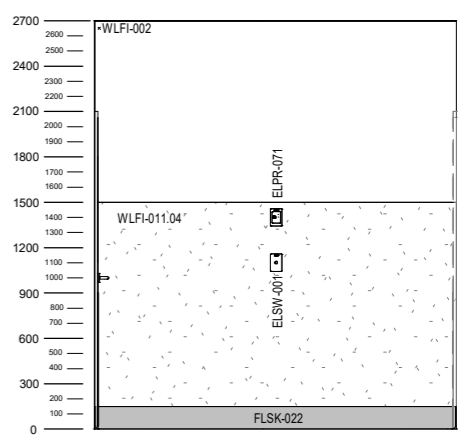
ELEVATION 2

ALL GLAZING IS TO BE GRADE A SAFETY GLASS AND COMPLY WITH AS1288 AND AS1289. TOUGHENED AND LAMINATED GLASS WITH A STRUCTURAL INTERLAYER IS RECOMMENDED. ADDITIONAL REQUIREMENTS FOR GLAZING ARE TO BE CONFIRMED AT PROJECT LEVEL TO SUIT THE SPECIFIC MENTAL HEALTH ENVIRONMENT (i.e. ACUTE, HIGH DEPENDENCY, INTENSIVE CARE, SUB-ACUTE, NON-ACUTE, etc).

IT IS RECOMMENDED THAT THE DOOR SET IS SELECTED AS A FULL ASSEMBLY TO ENSURE THE LEAF, FRAME, HARDWARE AND GLAZING ARE COORDINATED AND MEET ALL TAMPER PROOF, ANTI-LIGATURE AND ANTI-BARRICADE REQUIREMENTS WHEN USED TOGETHER.



ELEVATION 3



ELEVATION 4