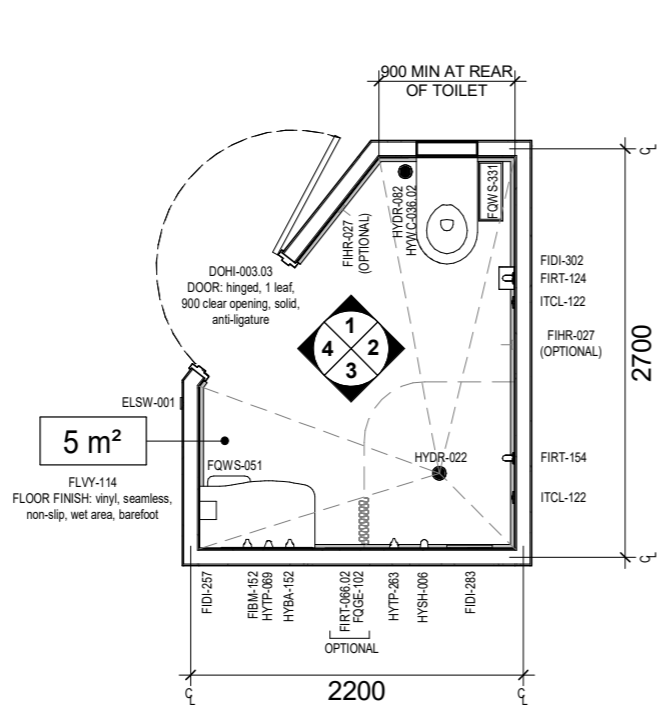


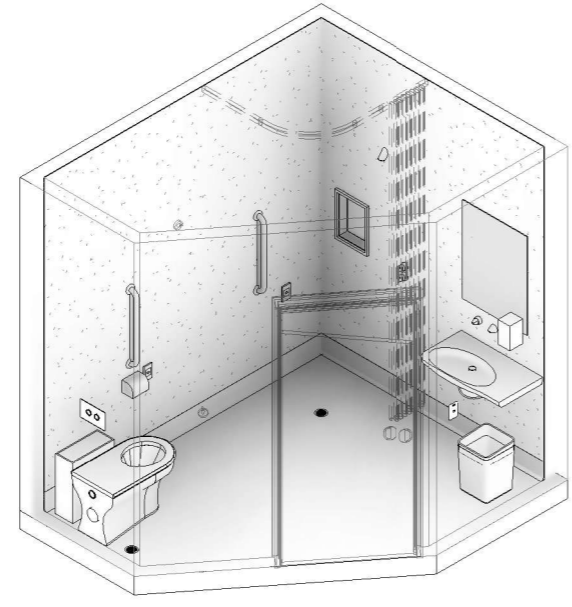


CODE	DESCRIPTION
DOHI-003.03	DOOR: hinged, 1 leaf, 900 clear opening, solid, anti-ligature
FIBM-152	MIRROR: fixed, safety glass, toughened and laminated, frameless, tamper proof, anti-ligature
FIDI-257	DISPENSER: soap, wall mounted, tamper proof, anti-ligature
FIDI-283	HOLDER: soap/shampoo, wall recessed, tamper proof, anti-ligature
FIDI-302	DISPENSER: toilet paper, wall mounted, tamper proof, anti-ligature
FIHR-027	HOOK: coat, collapsible, tamper proof, anti-ligature, wall mounted
FIRT-066.02	TRACK: curtain, shower, collapsible/load release, tamper proof, anti-ligature, L-shaped
FIRT-124	GRAB RAIL: toilet, straight, vertical, tamper proof, anti-ligature
FIRT-154	GRAB RAIL: shower, straight, vertical, tamper proof, anti-ligature
FLSK-021	SKIRTING: vinyl, integral with floor vinyl, coved
FLSK-022	SKIRTING: vinyl, integral with floor vinyl, coved, tamper proof, anti-ligature
FLVY-114	FLOOR FINISH: vinyl, seamless, non-slip, wet area, barefoot
FQGE-102	CURTAIN: shower
FQWS-051	BIN: general waste, 20L
FQWS-331	BIN: sanitary waste
HYBA-152	BASIN: type C, handwashing, tamper proof, anti-ligature, with integral single shelf
HYDR-022	DRAIN: floor waste, round, tamper proof, anti-ligature, tamper proof
HYDR-082	DRAIN: clear out, round, tamper proof, anti-ligature, tamper proof
HYSH-006	SHOWER: fixed rose, wall mounted, tamper proof, anti-ligature
HYTP-069	TAPWARE: basin, tap set, wall mounted, tamper proof, anti-ligature
HYTP-263	TAPWARE: shower, tap set, tamper proof, anti-ligature
HYWC-036.02	TOILET SUITE: patient, tamper proof, anti-ligature, concealed cistern
ITCL-122	BUTTON: nurse call, patient to staff call, with cancel, wall mounted, wet area
WLFI-011.07	WALL FINISH: vinyl, full height

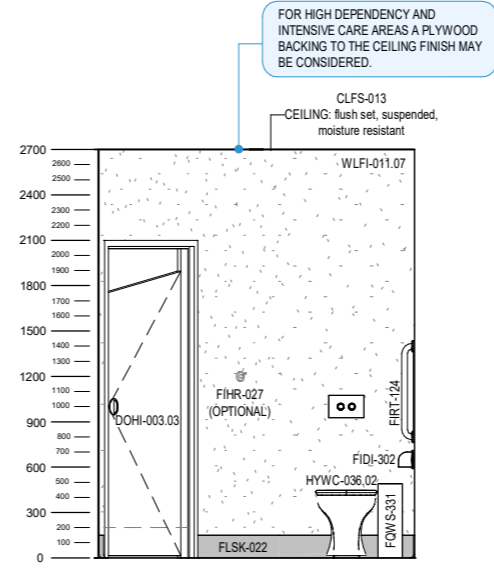
REQUIREMENTS FOR THE SELECTION OF SUITABLE FINISHES, HARDWARE, FIXTURES AND FITTINGS OF THE TYPE MANUFACTURED AND MARKETED AS TAMPER PROOF AND ANTI-LIGATURE (INCLUDING ANY WEIGHT LIMITS FOR COLLAPSING/BREAKING) MUST BE CONFIRMED AT PROJECT LEVEL BASED ON LOCAL PATIENT SAFETY POLICIES AND DESIGN GUIDANCE, RISK ASSESSMENTS AND CONFIRMATION OF OPERATIONAL MODELS. ALL TAMPER PROOF AND ANTI-LIGATURE ITEMS MUST BE INSTALLED IN ACCORDANCE WITH THEIR MANUFACTURER'S INSTRUCTIONS.



PLAN

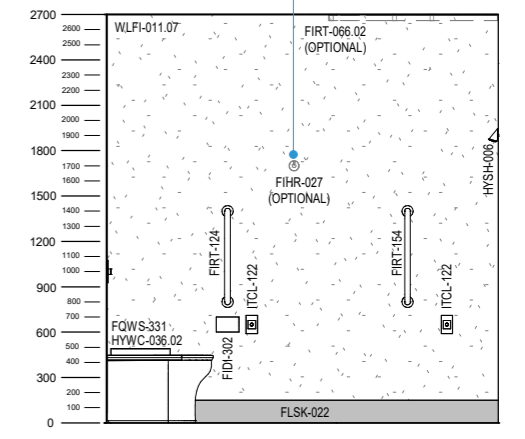


3D VIEW



ELEVATION 1

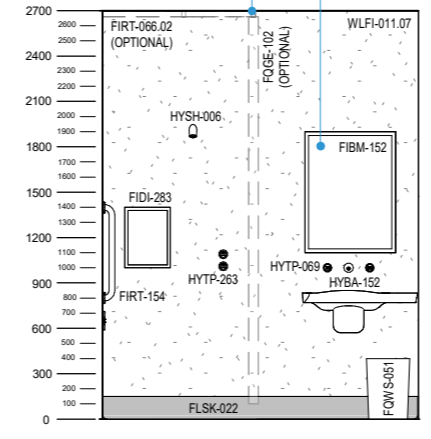
SOME JURISDICTIONS DO NOT SUPPORT THE PROVISION OF COAT HOOKS (eg. VICTORIA). REFER TO JURISDICTIONAL POLICIES FOR GUIDANCE. IN AREAS WHERE COAT HOOKS HAVE BEEN EXCLUDED, PROVISION OF ALTERNATIVES, SUCH AS SHELF SPACE, FOR THE PLACEMENT OF DRY TOWELS/CLOTHES IS TO BE CONSIDERED.



ELEVATION 2

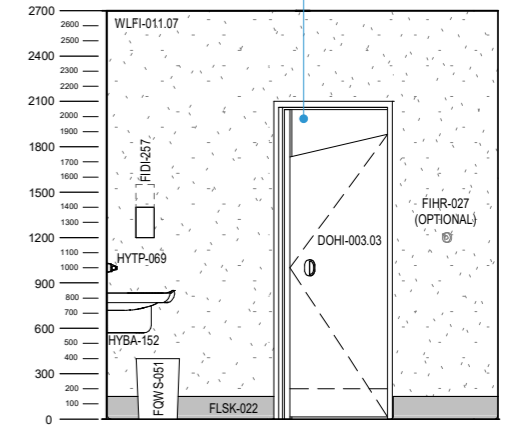
INCLUSION OF LOAD RELEASE CURTAIN TRACK WILL BE DEPENDENT ON JURISDICTIONAL POLICY AND SERVICES REQUIREMENTS.

MATERIAL FOR MIRROR TO BE CONFIRMED AT PROJECT LEVEL TO SUIT SERVICE REQUIREMENTS. TO ENSURE ITEM IS INSTALLED TO BE SECURE, TAMPER PROOF AND ANTI-LIGATURE, IT IS TO BE GLUED TO A BACKING MATERIAL AND SCREW FIXED (OR EQUIVALENT INSTALLATION METHOD).



ELEVATION 3

DOOR IS SHOWN WITH ANGLED CUT DOWN AT TOP AND OPTIONAL CUT AT BOTTOM (SHOWN DASHED). ALTERNATIVELY MAGNETIC LOAD RELEASE LEAF/SALOON STYLE DOORS MAY BE PROVIDED. ENSUITE DOOR CONFIGURATION IS TO BE CONFIRMED AT PROJECT LEVEL TO SUIT SERVICE REQUIREMENTS. IT IS RECOMMENDED THAT THE DOOR SET IS SELECTED AS A FULL ASSEMBLY TO ENSURE THE LEAF, FRAME AND HARDWARE ARE COORDINATED AND MEET ALL TAMPER-PROOF, ANTI-LIGATURE AND ANTI-BARRICADE REQUIREMENTS WHEN USED TOGETHER. REFER TO HPU 131 MENTAL HEALTH - OVERARCHING GUIDELINE FOR FURTHER INFORMATION.



ELEVATION 4

Revision	Description	Date	Room Code
6	Redocumented in new RLS format with panorama	31.03.2026	ENS-MH-IN
5	Updated following AHIA review	20.08.2025	Revision 6
4	Updated following AHIA review	02.07.2018	
3	Item coding and naming updated	20.03.2017	

