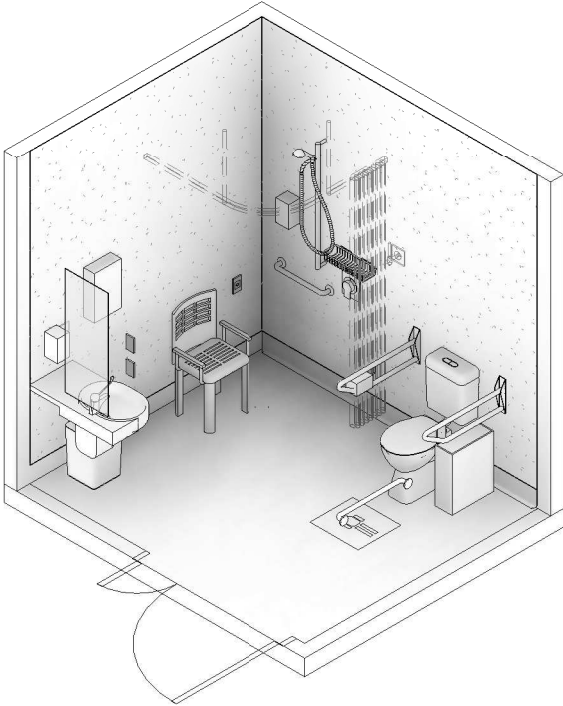


AUSTRALASIAN HFG STANDARD COMPONENTS

Room Layout Sheet

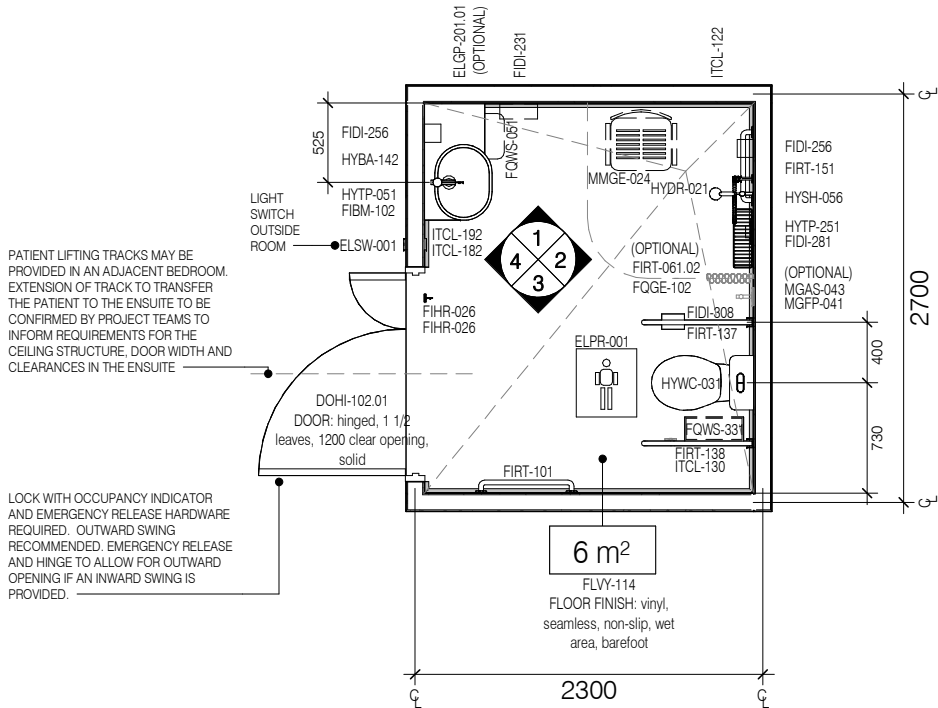
RLS Room Code: ENS-HA



CODE	DESCRIPTION
ELGP-201.01	GPO: double, wall mounted, horizontal
ELPR-001	BODY PROTECTED ELECTRICAL AREA
ELSW-001	SWITCH: light
FIBM-102	MIRROR: fixed, safety glass, frameless
FIDI-231	DISPENSER: paper towel, wall mounted
FIDI-256	DISPENSER: soap, wall mounted
FIDI-281	HOLDER: soap/shampoo, wall mounted
FIDI-308	DISPENSER: toilet paper, to drop-down grab rail
FIHR-026	HOOK: coat
FIRT-061.02	TRACK: curtain, shower, L-shaped
FIRT-101	GRAB RAIL: straight, horizontal
FIRT-137	GRAB RAIL: toilet, drop down, with holder for toilet roll
FIRT-138	GRAB RAIL: toilet, drop down, with bracket for nurse call button
FIRT-151	GRAB RAIL: shower, straight, horizontal
FLSK-021	SKIRTING: vinyl, integral with floor vinyl, coved
FLSK-021	SKIRTING: vinyl, integral with floor vinyl, coved
FLVY-114	FLOOR FINISH: vinyl, seamless, non-slip, wet area, barefoot
FQGE-102	CURTAIN: shower
FQWS-051	BIN: general waste, 20L
FQWS-331	BIN: sanitary waste
HYBA-142	BASIN: type C, handwashing, with integral single shelf
HYDR-021	DRAIN: floor waste, round
HYSH-056	SHOWER: hand-held, connection on wall, bracket on vertical wall mounted rail
HYTP-051	TAPWARE: basin, mixer, fixture mounted
HYTP-251	TAPWARE: shower, mixer
HYWC-031	TOILET SUITE: patient
ITCL-122	BUTTON: patient to staff call, with cancel, wall mounted, wet area
ITCL-130	BUTTON: nurse call, patient to staff call, with cancel, to drop-down grab rail, wet area
ITCL-182	BUTTON: nurse call, staff assist, with cancel, wall mounted, wet area
ITCL-192	BUTTON: nurse call, emergency, with cancel, wall mounted, wet area
MGAS-043	OUTLET: oxygen (O2), wall mounted
MGFP-041	FLOWMETER: oxygen
MMGE-024	CHAIR: shower
WLFI-011.07	WALL FINISH: vinyl, full height

Room Name:

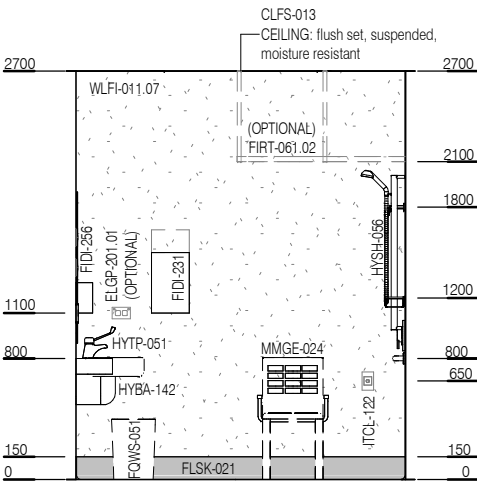
1:50 2.5m 2 1.5 1 0.5 0
ENSUITE - HIGH ASSISTANCE



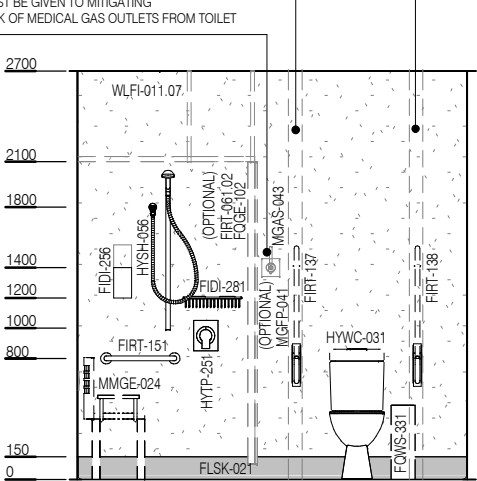
PLAN

RETICULATED MEDICAL GAS OUTLETS MAY BE CONSIDERED IN ENSUITES ON SELECTED SPECIALISED UNITS TO SUIT PATIENT COHORT REQUIREMENTS IN LINE WITH LOCAL JURISDICTIONAL POLICIES. REFER TO HPU 340 ADULT ACUTE INPATIENT UNIT FOR MORE INFORMATION. WHERE PROVIDED, LOCATION OF OUTLETS IS TO BE CONFIRMED AT PROJECT LEVEL TO SUIT CLINICAL SERVICE REQUIREMENTS. CONSIDERATION MUST BE GIVEN TO MITIGATING CONTAMINATION RISK OF MEDICAL GAS OUTLETS FROM TOILET PLUME.

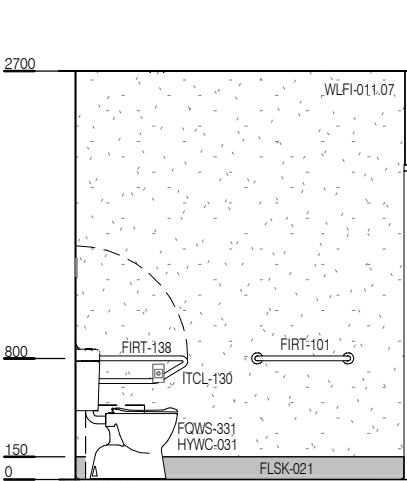
DROP DOWN GRAB RAILS PROVIDED FOR PATIENT SUPPORT WITH SPACE FOR STAFF ASSISTANCE TO BOTH SIDES OF TOILET. ENSURE ADEQUATE IN-WALL SUPPORTS ARE PROVIDED



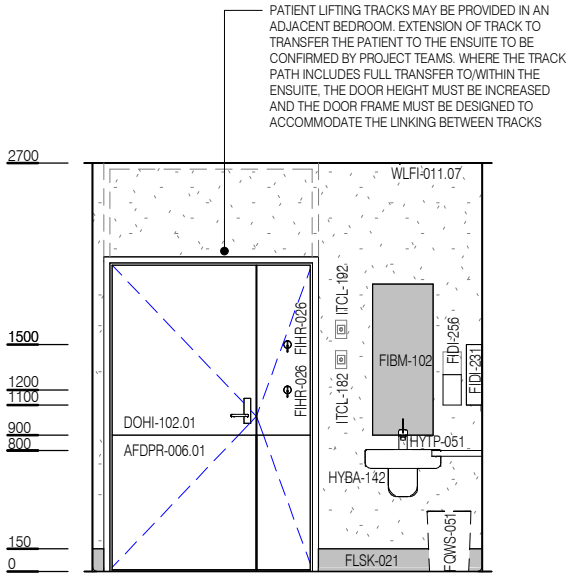
ELEVATION 1



ELEVATION 2



ELEVATION 3



ELEVATION 4

REV	DESCRIPTION	DATE
1	FIRST ISSUE	15/12/2025

FOR GUIDANCE

SCALE	RLS Room Code	REV
1 : 50 @ A3	ENS-HA	1